



So, you've registered for
House of Mercy's 29th Annual Walk for AIDS!!!

AND

now you want to take
advantage of sharing the fun
through
Peer-to-Peer Fundraising???

Here's How....

Register online at:

<https://secure.qgiv.com/event/walkforaids2024/>

OR Scan the QR Code

But hurry registration ends on April 12th!



Once you've completed your registration...
You will be redirected to another page to set up
Your Personalized Peer to Peer Fundraising Dashboard!

! Activate Your Account

Just one more step, Your name will appear here!

Create a password to access your fundraising dashboard and start fundraising.

Email

Your email will automatically appear here!

Create Password

! Create Password is required

Confirm Password

Activate Account

Now you are all ready to start helping us raise funds for such a fun and exciting event!



It's time to start fundraising!

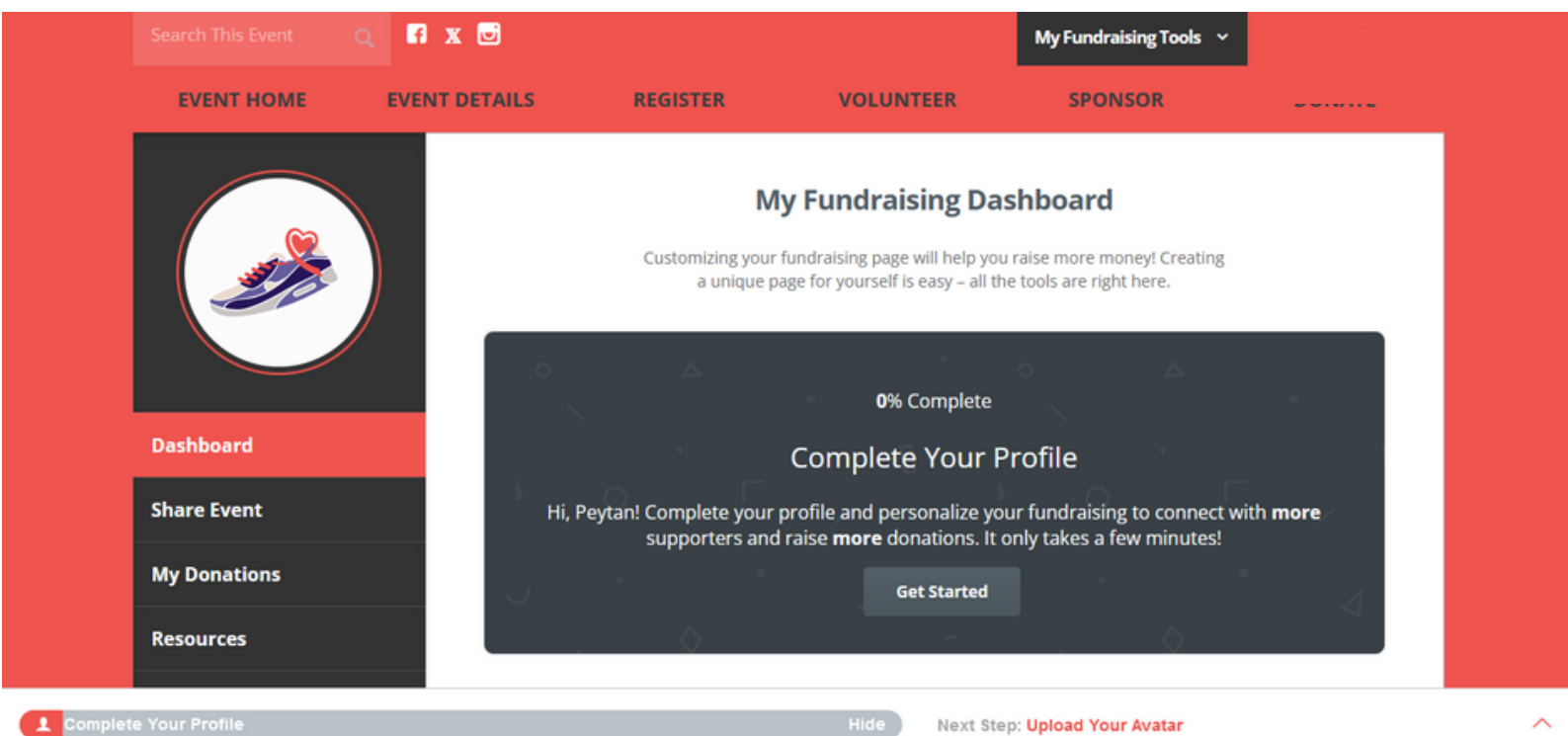
Personalize your page and share it with friends—it only takes a few minutes.

[My Fundraising Dashboard](#)




Log into your dashboard and follow the steps to personalize it!

Be creative! And make it unique to you, for your friends and family who will be able to view and share!



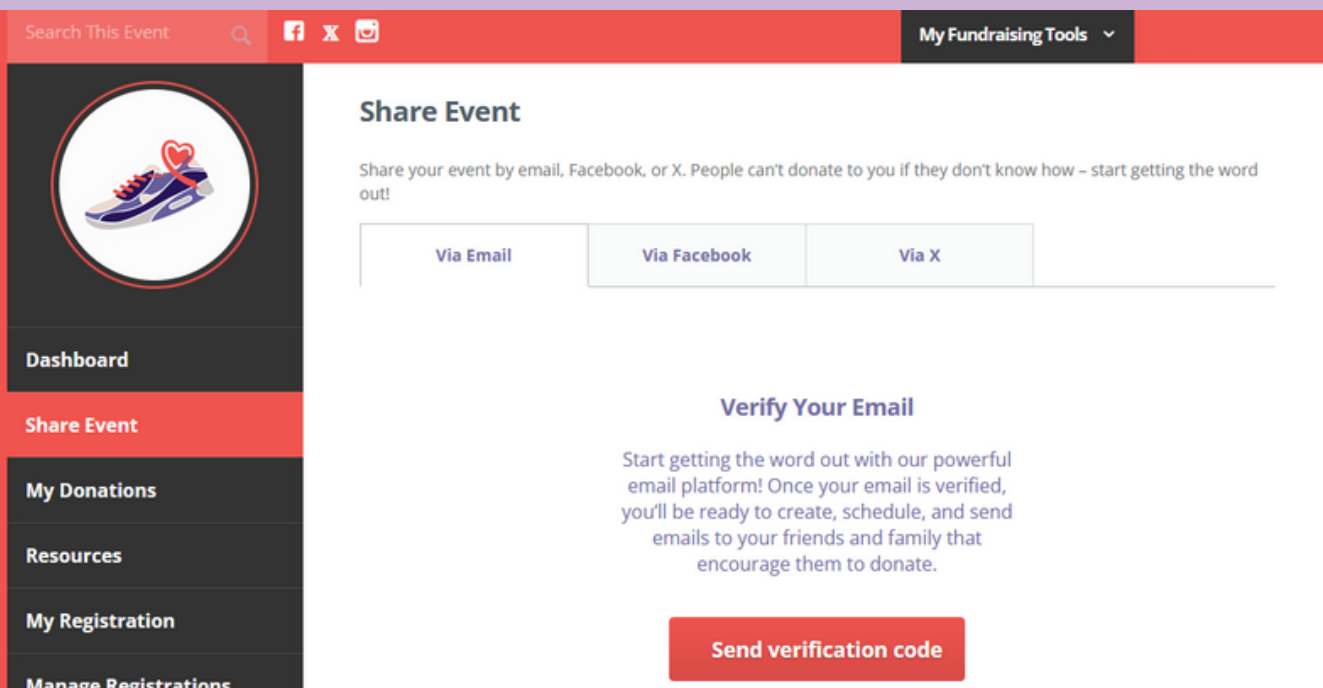
The screenshot shows a fundraising dashboard with a red header and a dark sidebar. The main content area is white. The header includes a search bar, social media icons, and a 'My Fundraising Tools' dropdown. The sidebar has a circular profile picture placeholder and menu items: Dashboard, Share Event, My Donations, and Resources. The main content area features a 'My Fundraising Dashboard' section with a progress indicator showing '0% Complete' and a 'Complete Your Profile' call to action. A 'Get Started' button is visible. At the bottom, a progress bar indicates 'Complete Your Profile' and 'Next Step: Upload Your Avatar'.



Next steps in getting your friends and family to donate to the walk through your dashboard are as follows...

Click “Share Event” - check your email for verification and once verified you can email your donation location to your Peers!

You can also share with your friends on Facebook and/or followers on X!


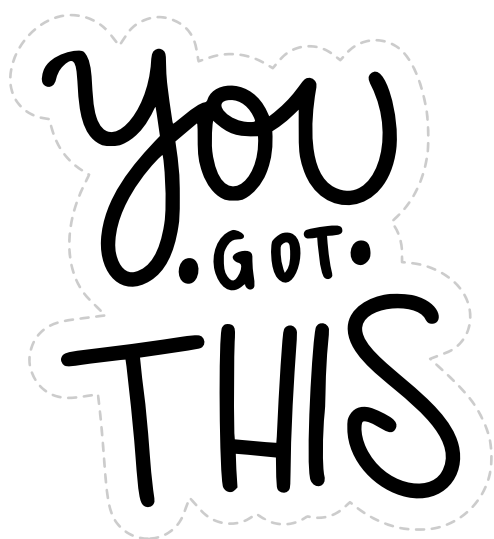
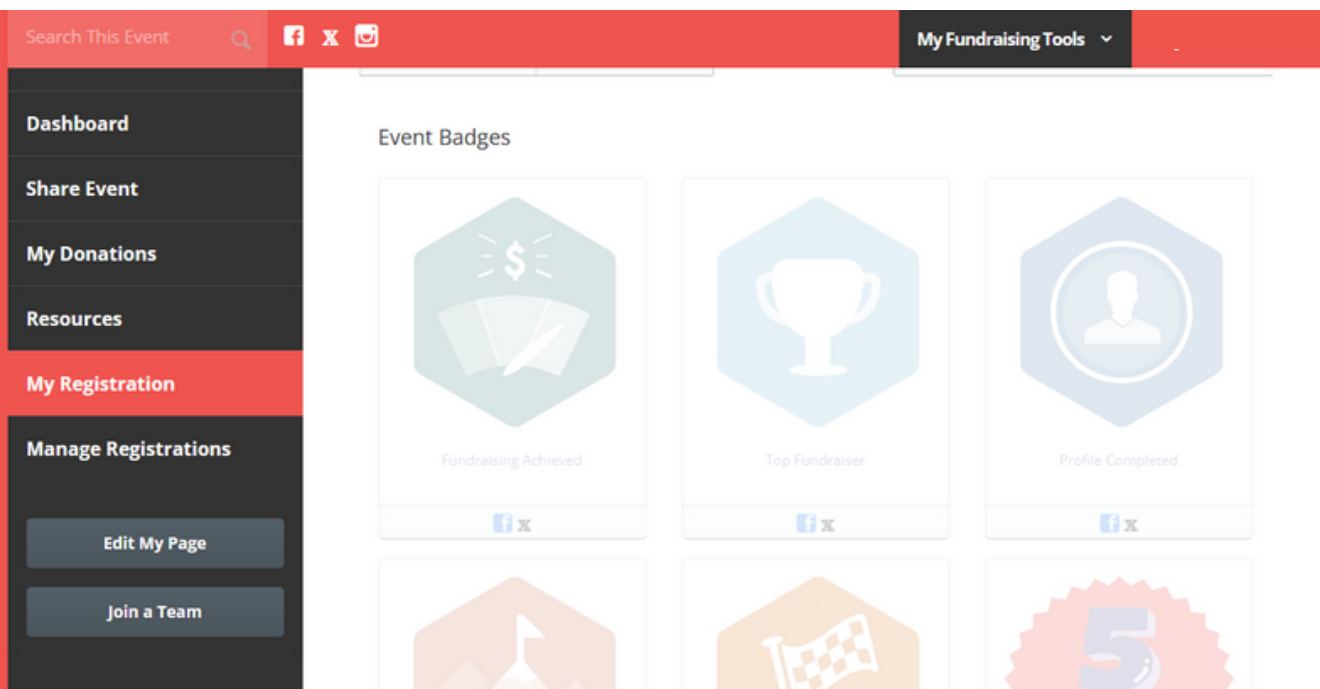


The screenshot shows a fundraising dashboard with a red header. The header includes a search bar labeled "Search This Event", social media icons for Facebook, X, and Instagram, and a "My Fundraising Tools" dropdown menu. The left sidebar contains navigation links: "Dashboard", "Share Event" (highlighted in red), "My Donations", "Resources", "My Registration", and "Manage Registrations". The main content area is titled "Share Event" and includes the text: "Share your event by email, Facebook, or X. People can't donate to you if they don't know how - start getting the word out!". Below this text are three buttons: "Via Email", "Via Facebook", and "Via X". Further down, there is a "Verify Your Email" section with the text: "Start getting the word out with our powerful email platform! Once your email is verified, you'll be ready to create, schedule, and send emails to your friends and family that encourage them to donate." and a red button labeled "Send verification code".

Now you're personalized Peer-to-Peer fundraising dashboard is COMPLETE!

With your page complete you can begin to earn
Brag Worthy Badges!

Check them out to see what you need to
do to earn them all!



**WE CAN'T WAIT TO
SEE YOU THERE!**

Belmont
WALK for AIDS



**Thank you for helping us
make a difference!**

Still need assistance or have questions?

We're here for you!

**Please call (704) 825-4711 ext. 6
or email pmedlock@thehouseofmercy.org**